

FIRMWARE 1.1.0 FOR HASSELBLAD X1D II 50C

The 1.1.0 firmware is a feature and stability improvement release for the X1D II 50C camera. We strongly recommend all users to update.

NEW FEATURE COMPARED TO V 1.0.2:

- Compatibility with Phocus Mobile 2. Includes Bluetooth assisted Wi-Fi connection that simplifies connection between iPad Pro and camera.

BUG FIXES COMPARED TO V 1.0.2:

- General system stability.


UPDATE PROCEDURE

Make sure that you use a fully charged battery for the update. A charge level of 50% or more is required. Please note that the update procedure normally takes about 7-10 minutes, but can in some cases take up to 12 minutes.

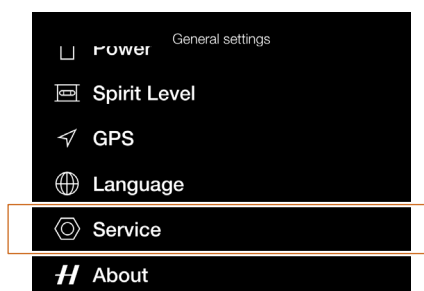
IMPORTANT NOTES

- Wait until the message "Update is Completed" is shown.

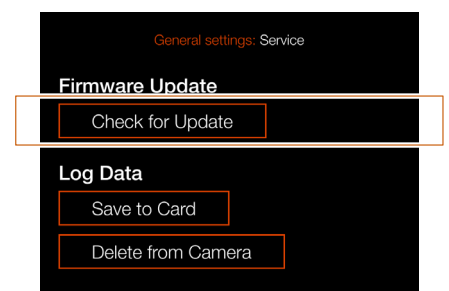
Copy the downloaded file (X1D_II_50C_v1_1_0.cim) directly to the SD card (not into a folder) and insert it into the camera. Then follow the procedure below:



1: Select the "General Settings Menu" from the main menu.



2: Select "Service".



3: Click "Check for Update" and select the file "X1D_II_50C_v1_1_0.cim" from the list. Finally, click "Update".